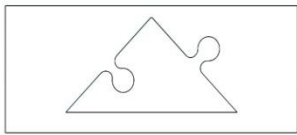




# ALU-PUNCH

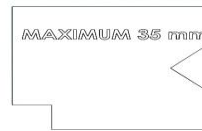
## COMPOSITE EDGE NOTCHING PUNCH (DESKTOP)



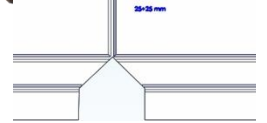
**PUZZLE EQUIPMENTS**  
max h 25mm



**ASSEMBLY EQUIPMENTS**  
78\*32\*10 mm ayar 17mm



**SINGLE FOLDING**  
h 35 mm



**DOUBLE FOLDING**  
h 25+25 mm

### CompositeEdgeNotchingPunch(Desktop)

The punch is produced as desktop and pneumatic.

It makes edge notching operation of various forms of composite panels and aluminium plate and assembly slots.

Notching dimensions can adjustable from stoppers with scales.

It works with 6-8 bar air pneumatic air with press 8 mm hose.

#### Technical Features

It works between 6-8 bar pneumatic air.

Weight is 16 kg ( + -2 kg according to model)

Punch dimensions are; Weight 200 mm, Length 200 mm, Height 300 mm  
(without stopers)